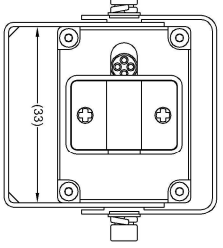
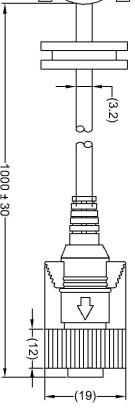
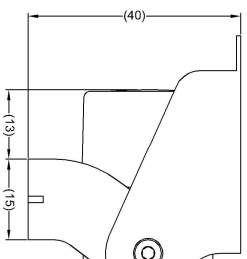
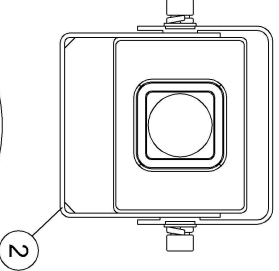
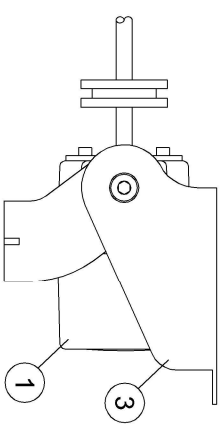
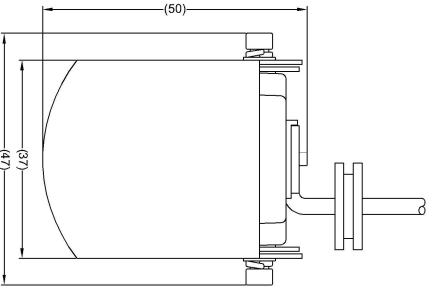
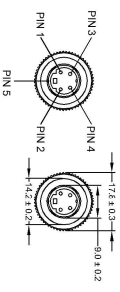


ITEM	PART NO.	MODEL NO.	QTY	DESCRIPTION
①	(SEE TABLE BELOW)	BE-82XC-C	1	CAMERA ONLY
②	3484	BE-82XC-BKT	1	CAMERA BRACKET
③	3485	BE-82XC-SS	1	CAMERA SUNSHIELD
④	3487	BE-82XC-FIX	1	CAMERA FIXING PACK
⑤	3486A	BE-82XC-IG	1	INSTALLATION GUIDE (NOT SHOWN)

PART NO.	MODEL NO.	CAMERA ONLY PART NO.	DESCRIPTION
1927B	BE-820C	3483A	MIRROR IMAGE/PAL
2002B	BE-821C	3489A	MIRROR IMAGE/NTSC
2151B	BE-822C	3488A	NORMAL IMAGE/PAL
5100	BE-823C	5101	NORMAL IMAGE/NTSC

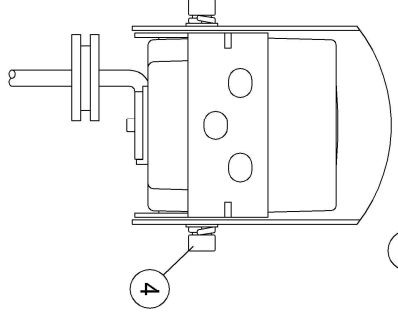
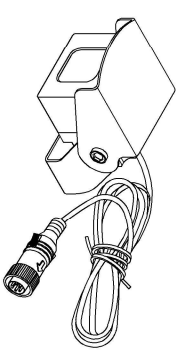


**VIEW A**



**4 PIN MINI DIN MALE MATING FACE**

PIN#	WIRE COLOUR	DESCRIPTION
1	YELLOW	VIDEO
2	RED	+12V
3	BLUE	N.C
4	WHITE	N.C
5	BLACK	SHD



- NOTES:**
- REFER TO "PRODUCT SPECIFICATION" FOR MORE DETAILS.
  - REFER TO COMPONENT DRAWINGS FOR COMPONENT DETAILS.
  - ENSURE SELF AMALGAMATING TAPE IS USED DURING INSTALLATION.
  - ANY CUSTOMER MODIFICATION OF THIS PRODUCT CAUSING SUBSEQUENT FAILURE IS NOT A LIABILITY OF BRIGADE ELECTRONICS PLC.
  - FOR GIFTBOX LABEL REFER TO LATEST REVISION OF DRAWING BE-002901-XX-14.

**PROPRIETARY NOTICE**

THIS DESIGN AND TECHNICAL INFORMATION APPEARING ON THIS DRAWING IS THE PROPERTY OF BRIGADE ELECTRONICS, AND IS DISCLOSED IN CONFIDENCE. IT IS NOT TO BE COPIED, REPRODUCED, REVEALED TO OR EXPLOITED BY OTHERS, EITHER IN WHOLE OR IN PART WITHOUT THE EXPRESS WRITTEN CONSENT OF BRIGADE ELECTRONICS.

**BRIGADE**  
 www.brigade-electronics.com

Assembly Pl Approval T.CH01 28/02/17	Approved by B.JOHN	Checked by L.PILLAY	Drawn by SLAVER
Angle of Projection Third Angle	Units mm	Scale N/A	Released 28/02/17
Status RELEASED	Part No VARIOUS	BE-82XC	